VOLVO CONSTRUCTION EQUIPMENT

MATRIS REPORT

Machine model	SerialNo	Operating Hours	Reading Date
EC380D	210337	6611.2	11/8/2017

Company name	Dealer	Report Issuer
ROMCO Equipment	ROMCO	

Contact name	Techniciar	Primary Application
	mbrumbelow	Site Preparation

Site	Workorder	Ground Conditior
	210337	

MATRIS Reading, Summary / Recommendation

Machine model	SerialNo	Operating Hours	Reading Date
EC380D	210337	6611.2	11/8/2017

Main equipment	Type	Equipment
	Track chain	
	Hydraulic Fluid	
	X1 Piping	
	X3 piping	
	Main Attachment	
	Attachment Interface	
	Hose Rupture Valve on Boom	
	Hose Rupture Valve on Arm	
	X1 return filter	

Machine model	SerialNo	Operating Hours	Reading Date
EC380D	210337	6611.2	11/8/2017

Fuel consumption distribution on work mode

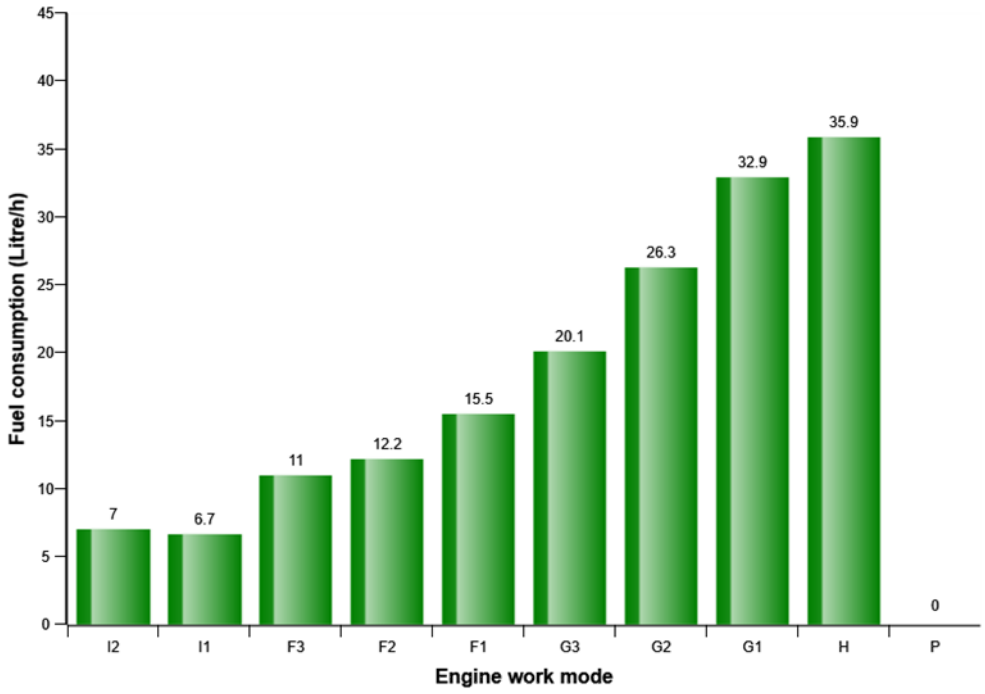

Machine utilization (%)

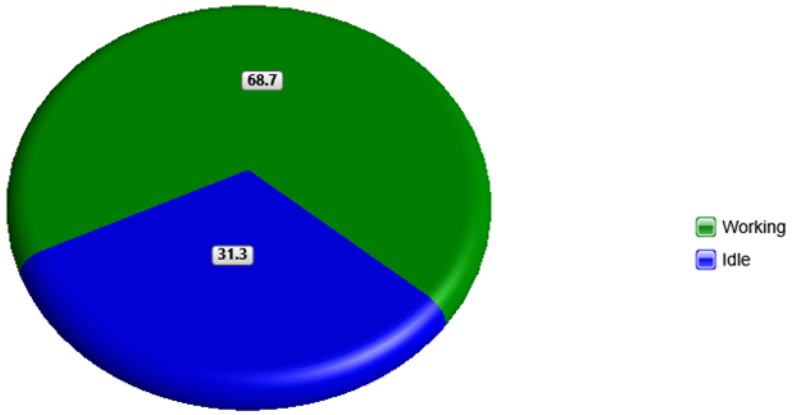

Total logged time (h) = 6611.2

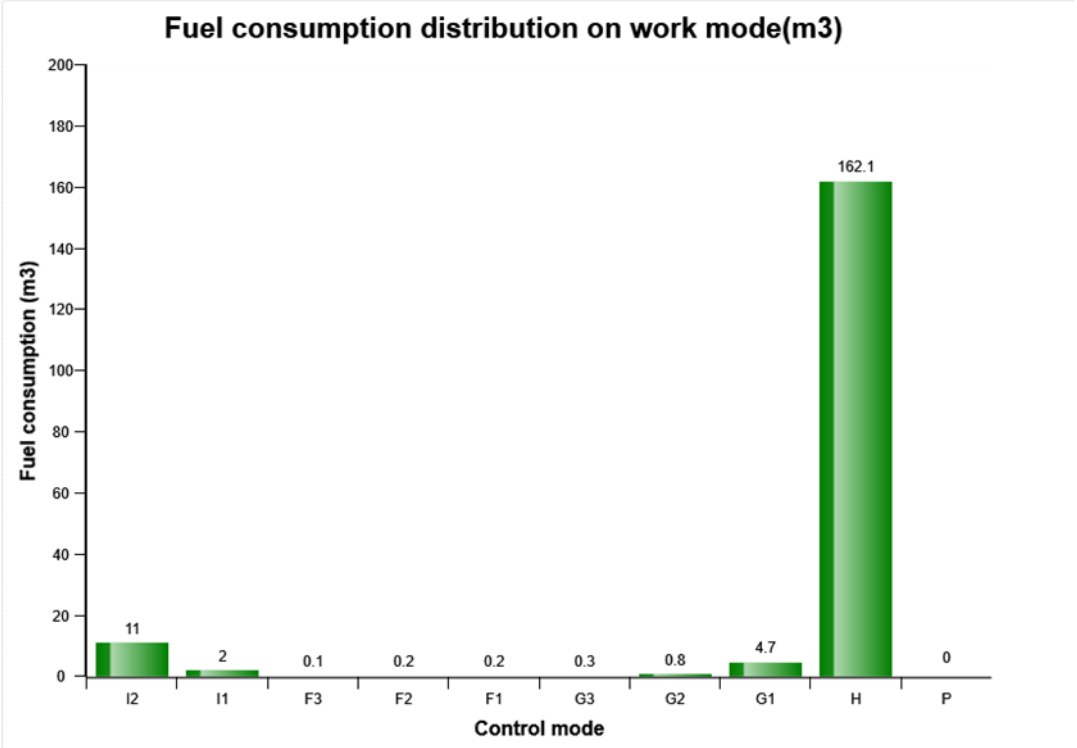
Fuel consumption distribution on work mode(m3)
Fuel consumption (m3)
200
180
160
140
120
100
80
60
40
20
0
11
2
0.1
0.2
0.2
0.3
0.8
4.7
162.1
0
I2
I1
F3
F2
F1
G3
G2
G1
H
P
Control mode

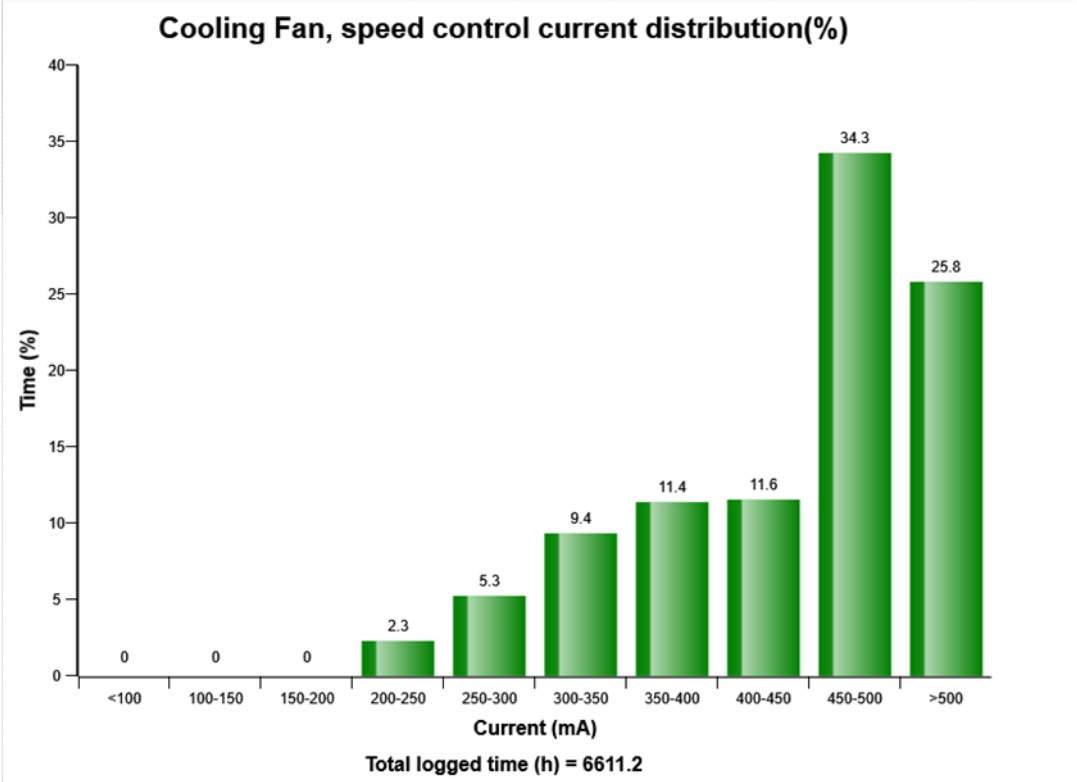
Cooling Fan, speed control current distribution(%)
Time (%)
40
35
30
25
20
15
10
5
0
0
0
0
2.3
5.3
9.4
11.4
11.6
34.3
25.8
<100
100-150
150-200
200-250
250-300
300-350
350-400
400-450
450-500
>500
Current (mA)
Total logged time (h) = 6611.2

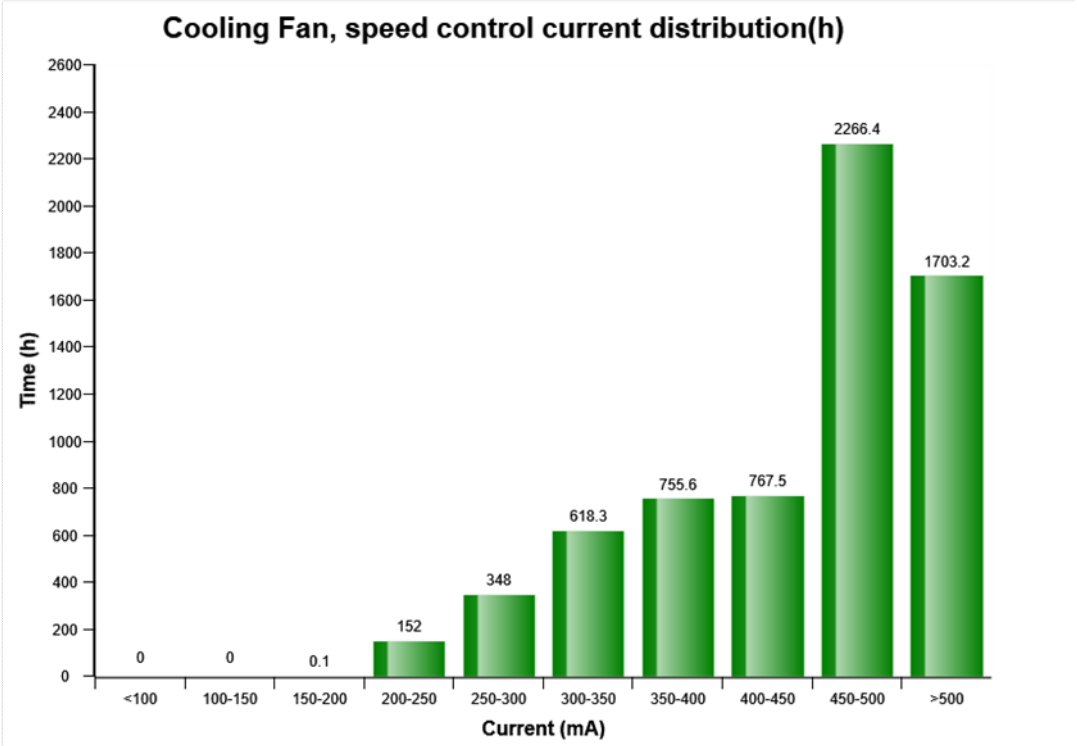
Cooling Fan, speed control current distribution(h)
Time (h)
2600
2400
2200
2000
1800
1600
1400
1200
1000
800
600
400
200
0
0
0
0.1
152
348
618.3
755.6
767.5
2266.4
1703.2
<100
100-150
150-200
200-250
250-300
300-350
350-400
400-450
450-500
>500
Current (mA)

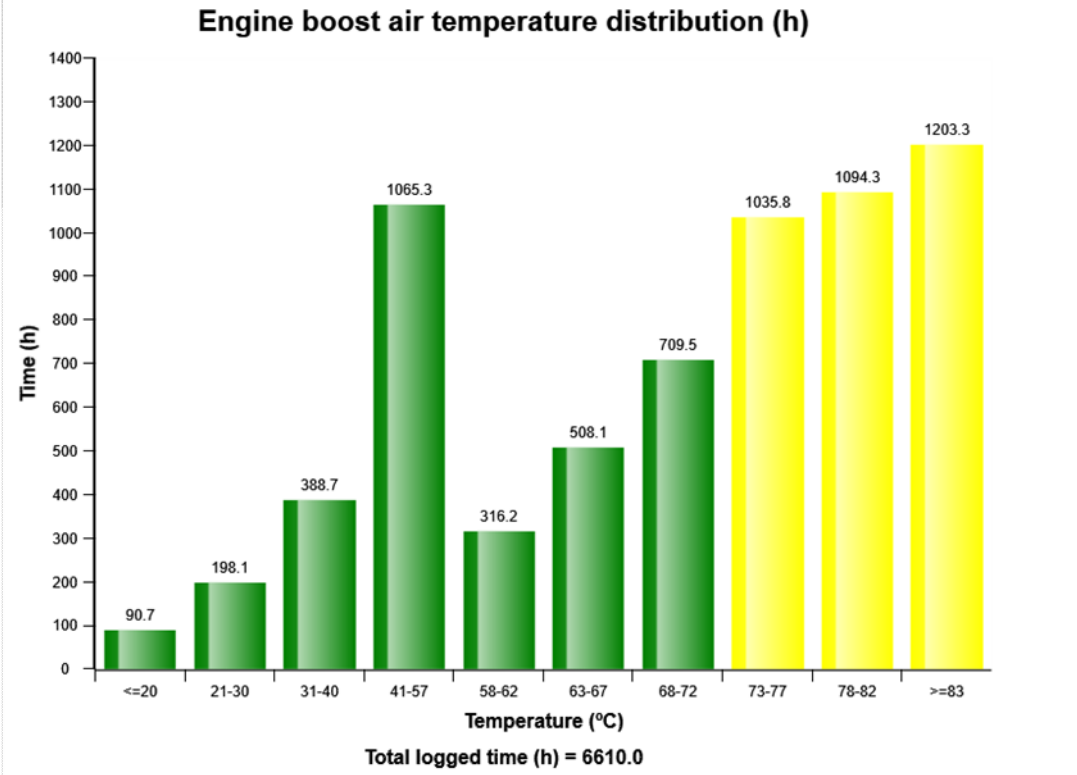
Engine boost air temperature distribution (h)
Time (h)
1400
1300
1200
1100
1000
900
800
700
600
500
400
300
200
100
0
90.7
198.1
388.7
1065.3
316.2
508.1
709.5
1035.8
1094.3
1203.3
<=20
21-30
31-40
41-57
58-62
63-67
68-72
73-77
78-82
>=83
Temperature (°C)
Total logged time (h) = 6610.0

Machine model	SerialNo	Operating Hours	Reading Date
EC380D	210337	6611.2	11/8/2017

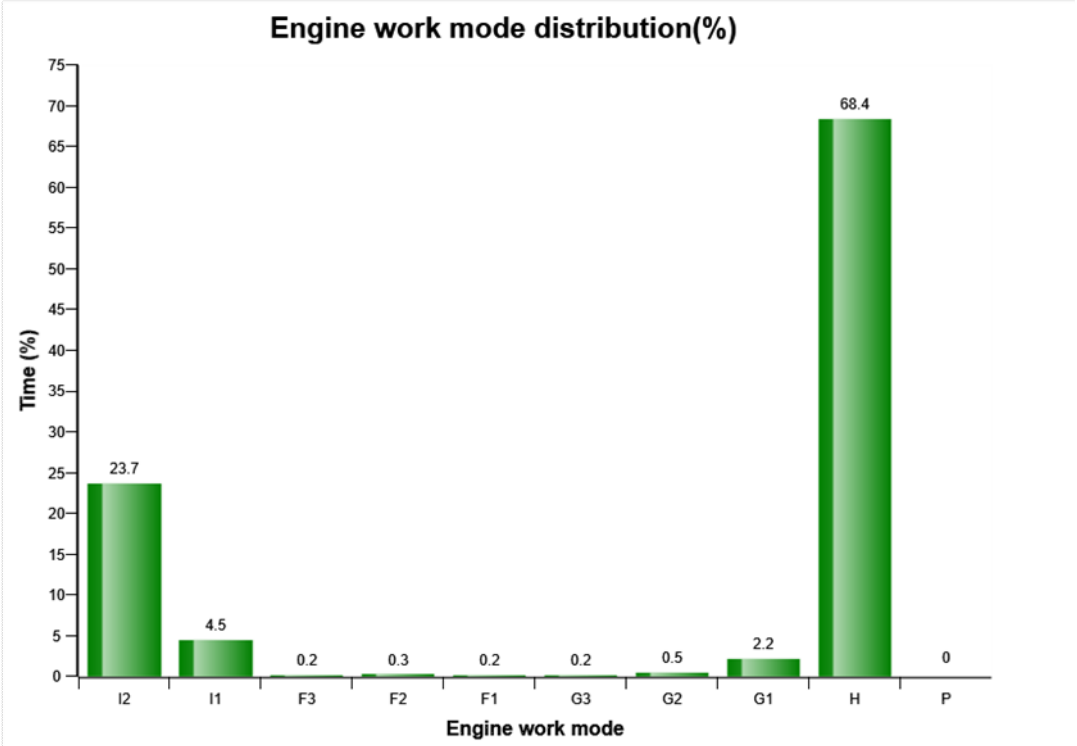

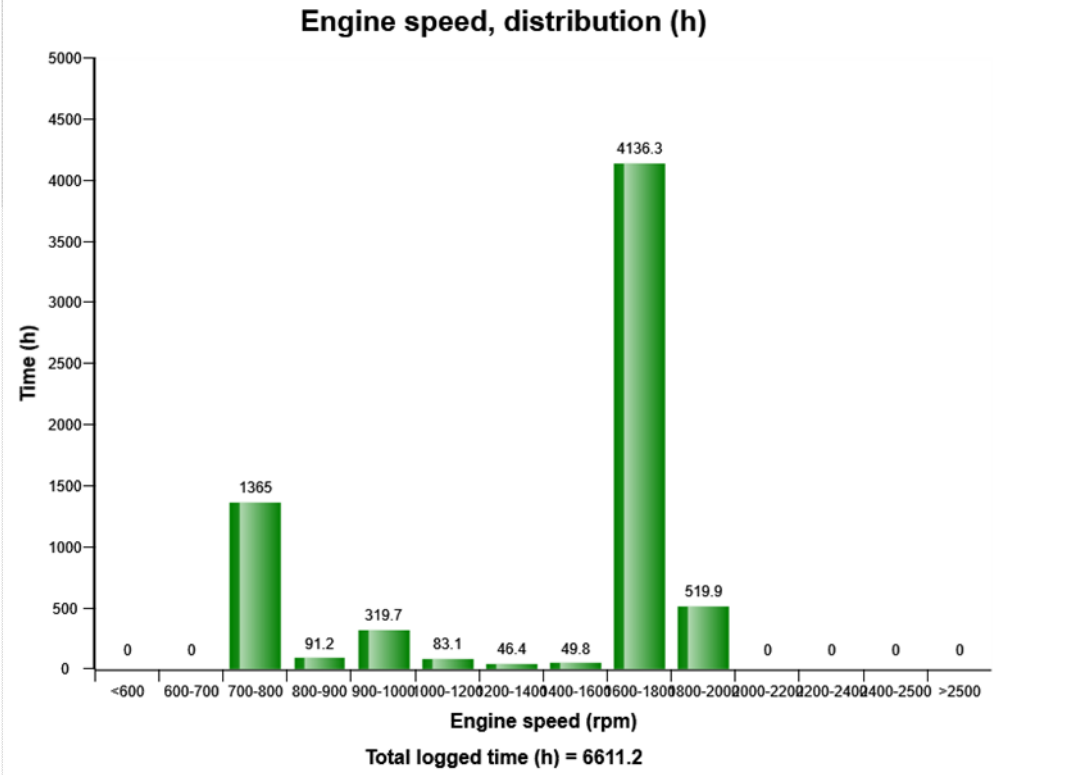

Machine model	SerialNo	Operating Hours	Reading Date
EC380D	210337	6611.2	11/8/2017

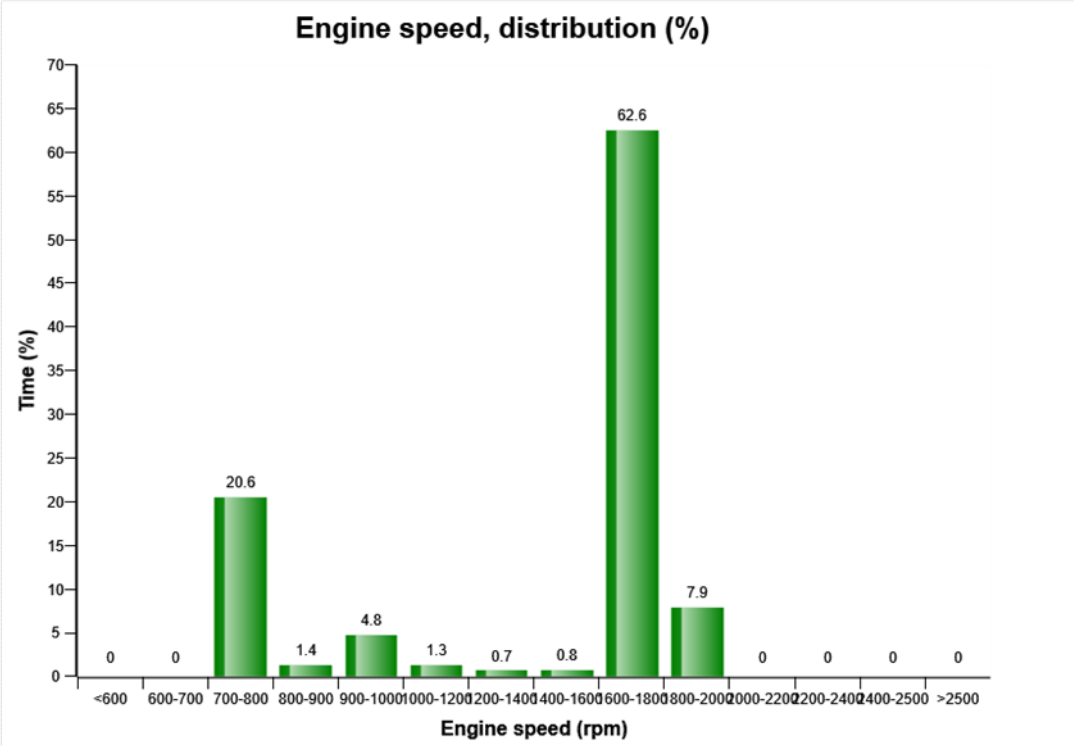

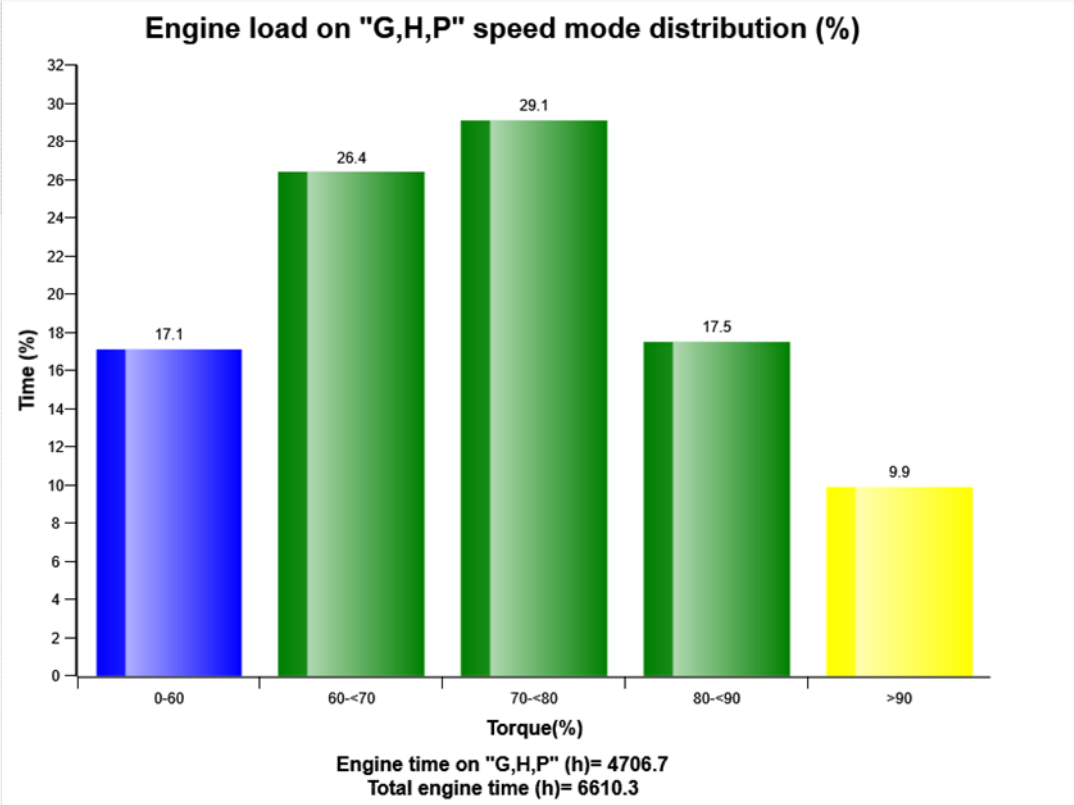

Machine model	SerialNo	Operating Hours	Reading Date
EC380D	210337	6611.2	11/8/2017

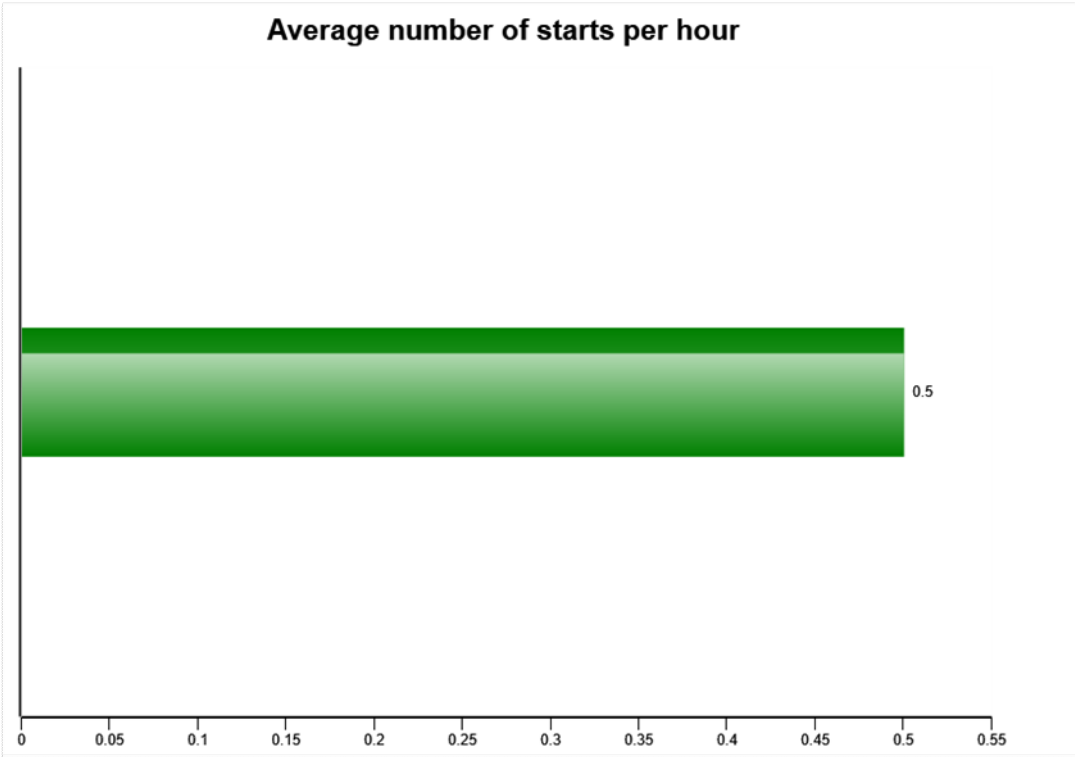

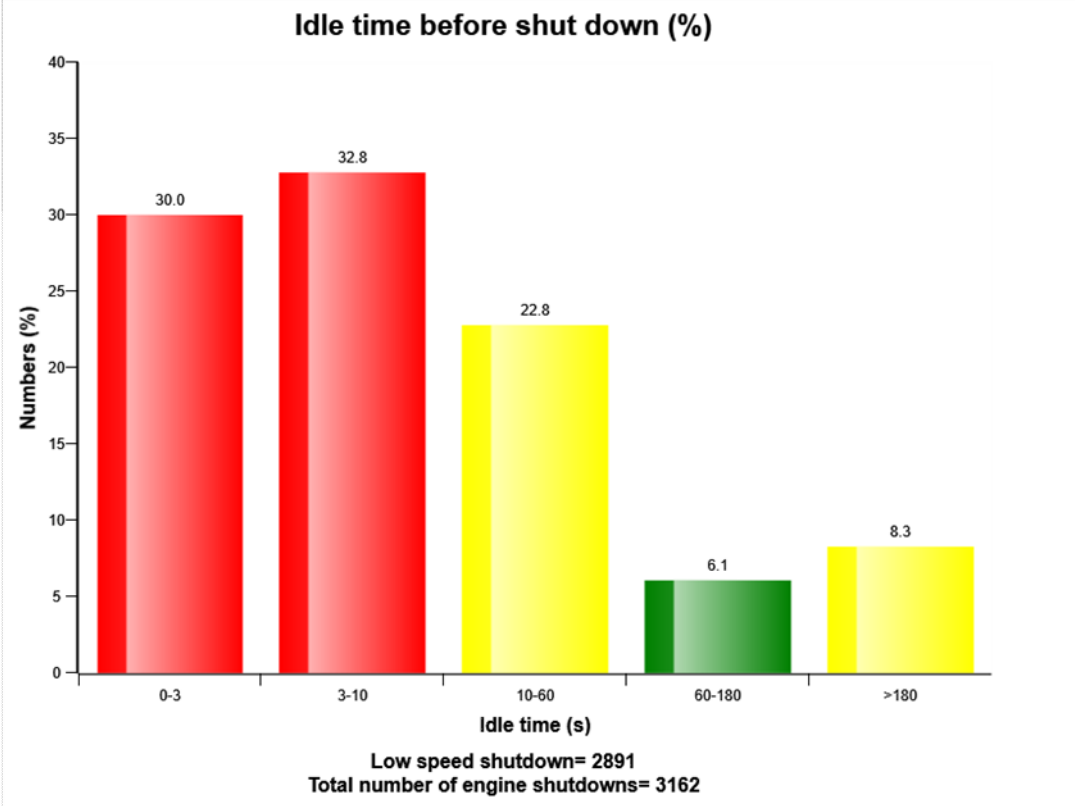

Low speed shutdown= 2891
Total number of engine shutdowns= 3162

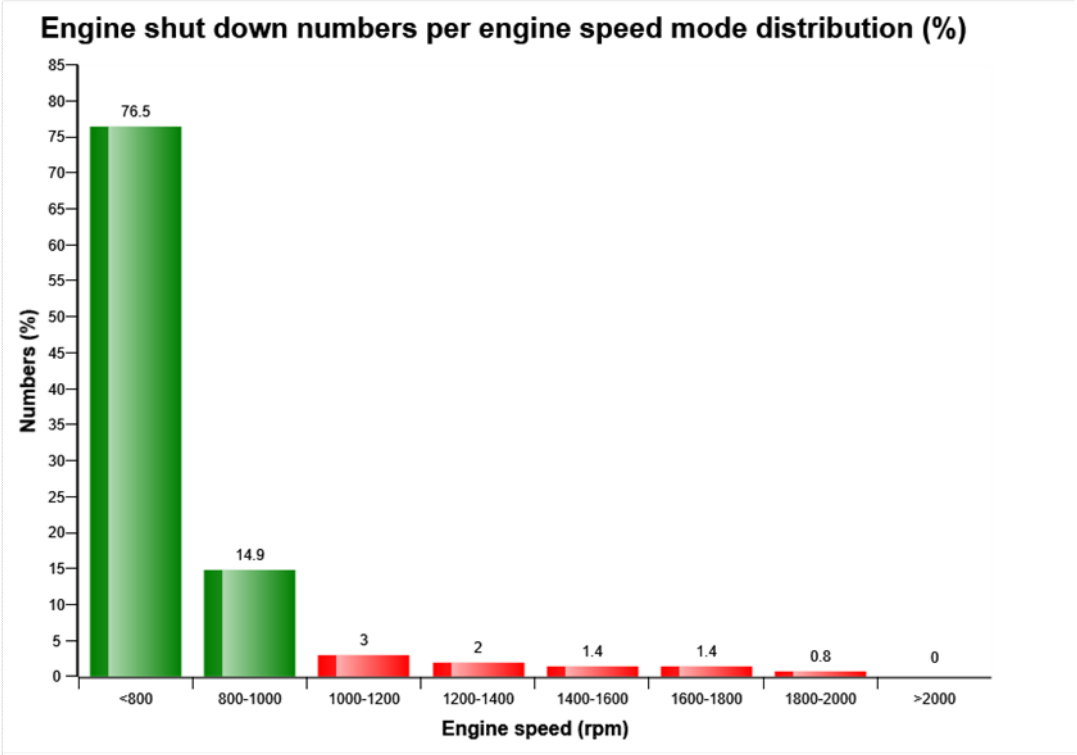
Engine shut down numbers per engine speed mode distribution (%)
Numbers (%)
85
80
75
70
65
60
55
50
45
40
35
30
25
20
15
10
5
0
76.5
14.9
3
2
1.4
1.4
0.8
0
<800
800-1000
1000-1200
1200-1400
1400-1600
1600-1800
1800-2000
>2000
Engine speed (rpm)

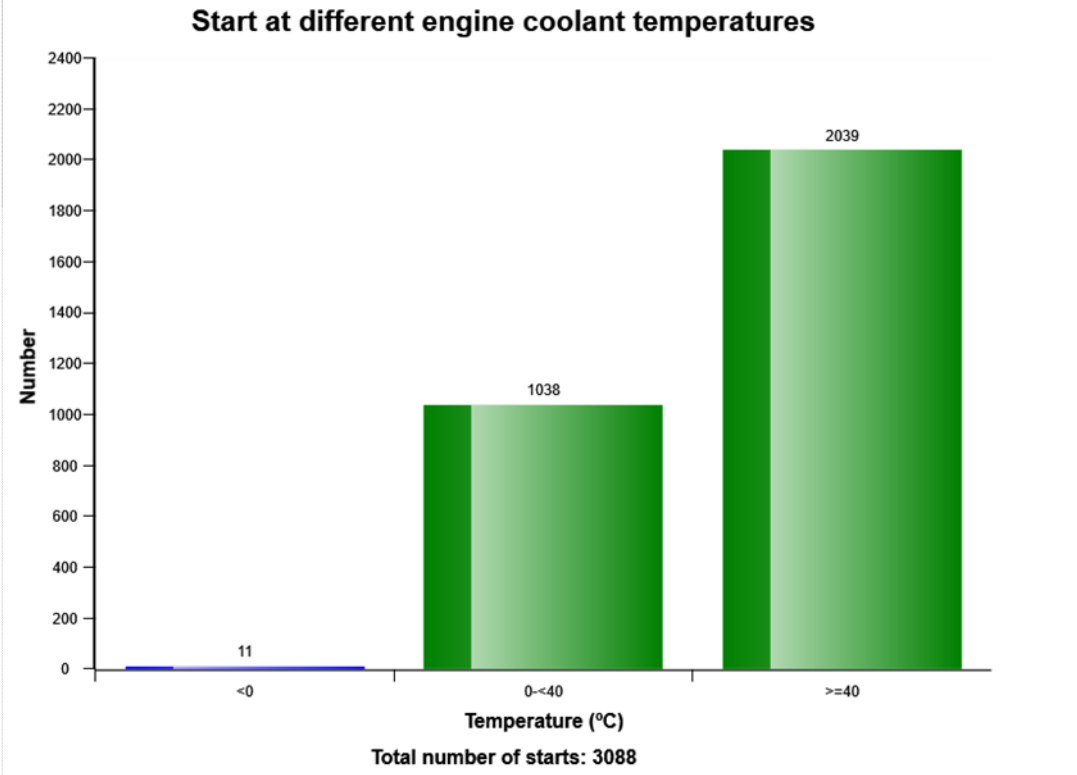
Start at different engine coolant temperatures
Number
2400
2200
2000
1800
1600
1400
1200
1000
800
600
400
200
0
11
1038
2039
<0
0-<40
>=40
Temperature (°C)
Total number of starts: 3088

Machine model	SerialNo	Operating Hours	Reading Date
EC380D	210337	6611.2	11/8/2017

Low engine oil level at start
Total number of occurences = 0

	Op hours	Year	Month	Day	Hour	Minute
*	0	2000	0	0	0	0
*	0	2000	0	0	0	0
*	0	2000	0	0	0	0
*	0	2000	0	0	0	0
*	0	2000	0	0	0	0
*	0	2000	0	0	0	0
*	0	2000	0	0	0	0
*	0	2000	0	0	0	0
*	0	2000	0	0	0	0
*	0	2000	0	0	0	0
*	0	2000	0	0	0	0
*	0	2000	0	0	0	0
*	0	2000	0	0	0	0
*	0	2000	0	0	0	0
*	0	2000	0	0	0	0
*	0	2000	0	0	0	0
*	0	2000	0	0	0	0
*	0	2000	0	0	0	0
*	0	2000	0	0	0	0
*	0	2000	0	0	0	0
*	0	2000	0	0	0	0

Machine model	SerialNo	Operating Hours	Reading Date
EC380D	210337	6611.2	11/8/2017

Low Air filter pressure
Total number of occurences = 64

Op hours	Year	Month	Day	Hour	Minute	Duration (sec)
3908	2015	10	11	2	11	5646
3914	2015	10	12	0	37	157
3914	2015	10	12	21	56	6246
3920	2015	10	13	5	6	4490
3926	2015	10	14	1	58	12030
3931	2015	10	14	21	11	9791
3937	2015	10	15	4	31	2564
3942	2015	10	15	22	39	3616
3948	2015	10	16	6	3	2825
3955	2015	10	20	5	30	1028
3956	2015	10	20	19	36	12377
3960	2015	10	21	1	11	4856
3960	2015	10	20	23	22	2576
3962	2015	10	21	3	34	11155
3966	2015	10	21	20	34	7413
3972	2015	10	22	4	23	7398
3978	2015	10	22	22	30	4228
3983	2015	10	23	5	25	4433
3984	2015	10	23	19	37	9516
3988	2015	10	24	1	3	4848

Machine model	SerialNo	Operating Hours	Reading Date
EC380D	210337	6611.2	11/8/2017

Regeneration ignored
Total number of ignored regenerations 155

	Op hours	Year	Month	Day	Hour	Minute	Duration (min)
*	6310	2017	2	22	4	8	4
*	6311	2017	2	22	4	14	28
*	6311	2017	2	22	4	13	1
*	6318	2017	2	23	1	40	10
*	6318	2017	2	23	1	37	1
*	6318	2017	2	23	1	38	1
*	6318	2017	2	23	2	0	4
*	6318	2017	2	23	1	53	5
*	6318	2017	2	23	1	52	1
*	6319	2017	2	23	2	10	10
*	6319	2017	2	23	2	23	0
*	6319	2017	2	23	2	26	0
*	6319	2017	2	23	2	6	0
*	6319	2017	2	23	2	41	0
*	6319	2017	2	23	2	43	37
*	6319	2017	2	23	2	7	0
*	6319	2017	2	23	2	30	9
*	6320	2017	2	23	3	21	89
*	6321	2017	2	23	18	49	12
*	6321	2017	2	23	19	1	3

Machine model	SerialNo	Operating Hours	Reading Date
EC380D	210337	6611.2	11/8/2017

Regeneration duration
Total number of occurences = 1294

Op hours	Year	Month	Day	Hour	Minute	Duration (min)
6490	2017	3	29	2	45	44
6497	2017	4	3	22	44	42
6502	2017	4	4	4	17	40
6509	2017	4	4	23	12	41
6516	2017	4	5	19	20	49
6522	2017	4	6	1	30	42
6528	2017	4	6	19	59	43
6536	2017	4	11	20	39	42
6542	2017	4	12	4	29	41
6551	2017	4	18	3	54	33
6554	2017	4	18	22	41	1
6554	2017	4	18	21	40	18
6554	2017	4	18	23	37	49
6562	2017	4	19	21	46	51
6572	2017	4	20	22	33	45
6582	2017	4	22	1	23	42
6591	2017	4	23	18	51	42
6600	2017	4	24	21	22	2
6600	2017	4	26	0	51	14
6600	2017	4	26	21	43	83

Machine model	SerialNo	Operating Hours	Reading Date
EC380D	210337	6611.2	11/8/2017

Water level warning in water separator
Total number of occurences = 0

Op hours	Year	Month	Day	Hour	Minute	Duration (min)
0	2000	0	0	0	0	0
0	2000	0	0	0	0	0
0	2000	0	0	0	0	0
0	2000	0	0	0	0	0
0	2000	0	0	0	0	0
0	2000	0	0	0	0	0
0	2000	0	0	0	0	0
0	2000	0	0	0	0	0
0	2000	0	0	0	0	0
0	2000	0	0	0	0	0
0	2000	0	0	0	0	0
0	2000	0	0	0	0	0
0	2000	0	0	0	0	0
0	2000	0	0	0	0	0
0	2000	0	0	0	0	0
0	2000	0	0	0	0	0
0	2000	0	0	0	0	0
0	2000	0	0	0	0	0
0	2000	0	0	0	0	0
0	2000	0	0	0	0	0
0	2000	0	0	0	0	0
0	2000	0	0	0	0	0

Machine model	SerialNo	Operating Hours	Reading Date
EC380D	210337	6611.2	11/8/2017

High engine coolant temperature
Total number of occurences = 0

Op hours	Year	Month	Day	Hour	Minute	Duration (sec)	Extreme (° C)
0	2000	0	0	0	0	0	0
0	2000	0	0	0	0	0	0
0	2000	0	0	0	0	0	0
0	2000	0	0	0	0	0	0
0	2000	0	0	0	0	0	0
0	2000	0	0	0	0	0	0
0	2000	0	0	0	0	0	0
0	2000	0	0	0	0	0	0
0	2000	0	0	0	0	0	0
0	2000	0	0	0	0	0	0
0	2000	0	0	0	0	0	0
0	2000	0	0	0	0	0	0
0	2000	0	0	0	0	0	0
0	2000	0	0	0	0	0	0
0	2000	0	0	0	0	0	0
0	2000	0	0	0	0	0	0
0	2000	0	0	0	0	0	0
0	2000	0	0	0	0	0	0
0	2000	0	0	0	0	0	0
0	2000	0	0	0	0	0	0
0	2000	0	0	0	0	0	0
0	2000	0	0	0	0	0	0

Machine model	SerialNo	Operating Hours	Reading Date
EC380D	210337	6611.2	11/8/2017

Regeneration aborted
Total number of occurences = 299

Op hours	Year	Month	Day	Hour	Minute
6168	2017	1	6	3	1
6191	2017	1	8	20	13
6191	2017	1	8	20	29
6208	2017	1	13	23	34
6237	2017	1	30	4	20
6243	2017	1	30	23	55
6257	2017	2	6	11	13
6260	2017	2	6	14	38
6260	2017	2	6	15	54
6261	2017	2	6	19	45
6311	2017	2	22	4	12
6312	2017	2	22	5	14
6312	2017	2	22	5	13
6320	2017	2	23	3	20
6321	2017	2	23	4	50
6503	2017	4	4	4	56
6554	2017	4	18	21	58
6554	2017	4	18	22	42
6600	2017	4	24	21	25
6600	2017	4	26	1	5

Machine model	SerialNo	Operating Hours	Reading Date
EC380D	210337	6611.2	11/8/2017

High Charge air temperature
Total number of occurences = 0

Op hours	Year	Month	Day	Hour	Minute	Duration (sec)	Extreme (° C)
0	2000	0	0	0	0	0	0
0	2000	0	0	0	0	0	0
0	2000	0	0	0	0	0	0
0	2000	0	0	0	0	0	0
0	2000	0	0	0	0	0	0
0	2000	0	0	0	0	0	0
0	2000	0	0	0	0	0	0
0	2000	0	0	0	0	0	0
0	2000	0	0	0	0	0	0
0	2000	0	0	0	0	0	0
0	2000	0	0	0	0	0	0
0	2000	0	0	0	0	0	0
0	2000	0	0	0	0	0	0
0	2000	0	0	0	0	0	0
0	2000	0	0	0	0	0	0
0	2000	0	0	0	0	0	0
0	2000	0	0	0	0	0	0
0	2000	0	0	0	0	0	0
0	2000	0	0	0	0	0	0
0	2000	0	0	0	0	0	0
0	2000	0	0	0	0	0	0

Machine model	SerialNo	Operating Hours	Reading Date
EC380D	210337	6611.2	11/8/2017

AC Boiling Protection
Number of engagements = 0

Op hours	Year	Month	Day	Hour	Minute	Duration (sec)	Extreme (° C)
0	2000	0	0	0	0	0	0
0	2000	0	0	0	0	0	0
0	2000	0	0	0	0	0	0
0	2000	0	0	0	0	0	0
0	2000	0	0	0	0	0	0
0	2000	0	0	0	0	0	0
0	2000	0	0	0	0	0	0
0	2000	0	0	0	0	0	0
0	2000	0	0	0	0	0	0
0	2000	0	0	0	0	0	0
0	2000	0	0	0	0	0	0
0	2000	0	0	0	0	0	0
0	2000	0	0	0	0	0	0
0	2000	0	0	0	0	0	0
0	2000	0	0	0	0	0	0
0	2000	0	0	0	0	0	0
0	2000	0	0	0	0	0	0
0	2000	0	0	0	0	0	0
0	2000	0	0	0	0	0	0
0	2000	0	0	0	0	0	0
0	2000	0	0	0	0	0	0
0	2000	0	0	0	0	0	0

Machine model	SerialNo	Operating Hours	Reading Date
EC380D	210337	6611.2	11/8/2017

AC System Cut Out Pressure
Total number of occurences = 27

Op hours	Year	Month	Day	Hour	Minute	Duration (sec)	Extreme (° C)
5866	2016	10	18	3	53	3	36
5915	2016	10	26	3	9	3	38
5928	2016	11	2	1	25	3	37
5928	2016	11	2	1	53	3	39
5928	2016	11	2	1	47	1	40
5945	2016	11	4	1	32	0	0
5945	2016	11	4	1	30	1	34
5946	2016	11	4	2	33	1	33
5948	2016	11	4	3	46	3	36
5999	2016	11	15	1	36	9	29
6001	2016	11	15	4	33	1	29
6002	2016	11	16	2	37	3	26
6002	2016	11	15	5	4	3	29
6222	2017	1	24	0	2	2	23
6224	2017	1	26	19	31	202	0
6448	2017	3	20	3	0	3	33
6471	2017	3	27	2	2	1	40
6574	2017	4	21	1	6	11	41
6582	2017	4	22	1	24	2	44
6582	2017	4	22	0	57	3	40

Machine model	SerialNo	Operating Hours	Reading Date
EC380D	210337	6611.2	11/8/2017

AC High Pressure
Total number of occurences = 0

Op hours	Year	Month	Day	Hour	Minute	Duration (sec)	Extreme (° C)
0	2000	0	0	0	0	0	0
0	2000	0	0	0	0	0	0
0	2000	0	0	0	0	0	0
0	2000	0	0	0	0	0	0
0	2000	0	0	0	0	0	0
0	2000	0	0	0	0	0	0
0	2000	0	0	0	0	0	0
0	2000	0	0	0	0	0	0
0	2000	0	0	0	0	0	0
0	2000	0	0	0	0	0	0
0	2000	0	0	0	0	0	0
0	2000	0	0	0	0	0	0
0	2000	0	0	0	0	0	0
0	2000	0	0	0	0	0	0
0	2000	0	0	0	0	0	0
0	2000	0	0	0	0	0	0
0	2000	0	0	0	0	0	0
0	2000	0	0	0	0	0	0
0	2000	0	0	0	0	0	0
0	2000	0	0	0	0	0	0
0	2000	0	0	0	0	0	0

Machine model	SerialNo	Operating Hours	Reading Date
EC380D	210337	6611.2	11/8/2017

Low Engine Oil Pressure
Total number of occurences = 30

	Op hours	Year	Month	Day	Hour	Minute	Duration (sec)
K	4180	2015	11	24	20	51	13
P	4211	2015	12	5	0	12	1708
O	4211	2015	12	4	22	56	1697
N	4211	2015	12	4	22	52	33
M	4211	2015	12	4	22	50	7
L	4211	2015	12	4	22	22	447
Q	4212	2015	12	5	0	48	2753
R	4213	2015	12	5	1	49	65
S	4214	2015	12	5	3	42	168
A	4215	2015	12	5	4	6	101
T	4215	2015	12	5	3	59	390
B	4215	2015	12	5	4	20	80
E	4216	2015	12	5	19	18	4450
D	4216	2015	12	5	5	18	89
C	4216	2015	12	5	5	10	401
H	4218	2015	12	5	20	51	1
G	4218	2015	12	5	20	49	69
F	4218	2015	12	5	20	33	804
I	4218	2015	12	5	20	55	9
J	4218	2015	12	6	20	45	78

Extreme (bar)
2
0
0
1
1
0
0
1
2
2
2
2
2
2
2
2
0
0
2
1
1

Machine model	SerialNo	Operating Hours	Reading Date
EC380D	210337	6611.2	11/8/2017

High hydraulic oil temperature
Total number of occurences = 4

Op hours	Year	Month	Day	Hour	Minute	Duration (sec)	Extreme (° C)
0	2000	0	0	0	0	0	0
0	2000	0	0	0	0	0	0
0	2000	0	0	0	0	0	0
0	2000	0	0	0	0	0	0
0	2000	0	0	0	0	0	0
0	2000	0	0	0	0	0	0
0	2000	0	0	0	0	0	0
0	2000	0	0	0	0	0	0
0	2000	0	0	0	0	0	0
0	2000	0	0	0	0	0	0
0	2000	0	0	0	0	0	0
0	2000	0	0	0	0	0	0
0	2000	0	0	0	0	0	0
0	2000	0	0	0	0	0	0
0	2000	0	0	0	0	0	0
0	2000	0	0	0	0	0	0
0	2000	0	0	0	0	0	0
1897	2014	7	11	5	15	15	103
1967	2014	7	23	4	33	26	103
2009	2014	7	28	5	17	9	103
5235	2016	6	15	4	39	52	103

Machine model	SerialNo	Operating Hours	Reading Date
EC380D	210337	6611.2	11/8/2017

Low coolant level
Total number of occurences = 8

	Op hours	Year	Month	Day	Hour	Minute	Duration (sec)
*	0	2000	0	0	0	0	0
*	0	2000	0	0	0	0	0
*	0	2000	0	0	0	0	0
*	0	2000	0	0	0	0	0
*	0	2000	0	0	0	0	0
*	0	2000	0	0	0	0	0
*	0	2000	0	0	0	0	0
*	0	2000	0	0	0	0	0
*	0	2000	0	0	0	0	0
*	0	2000	0	0	0	0	0
*	0	2000	0	0	0	0	0
*	0	2000	0	0	0	0	0
*	6231	2017	1	29	20	9	32
*	6238	2017	1	30	4	44	90
*	6238	2017	1	30	4	39	17
*	6241	2017	1	30	21	55	31
*	6241	2017	1	30	21	51	107
*	6242	2017	1	30	22	32	108
*	6552	2017	4	18	5	48	16
*	6599	2017	4	24	17	47	180

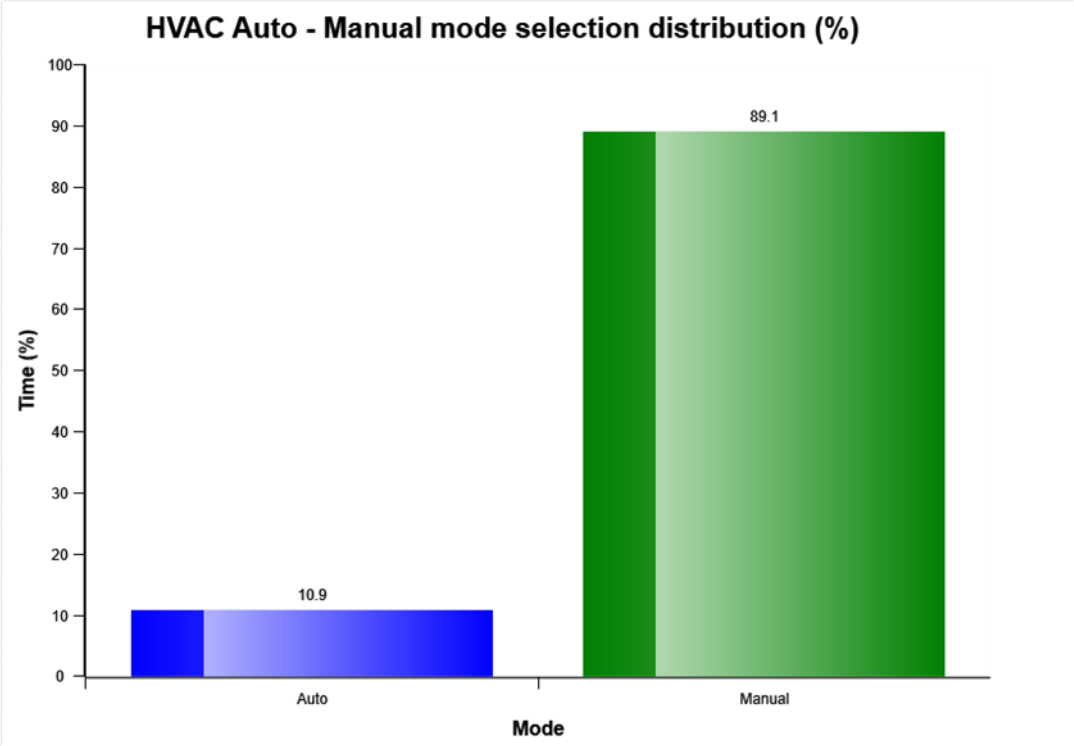
HVAC Auto - Manual mode selection distribution (%)
Time (%)
100
90
80
70
60
50
40
30
20
10
0
89.1
10.9
Auto
Manual
Mode

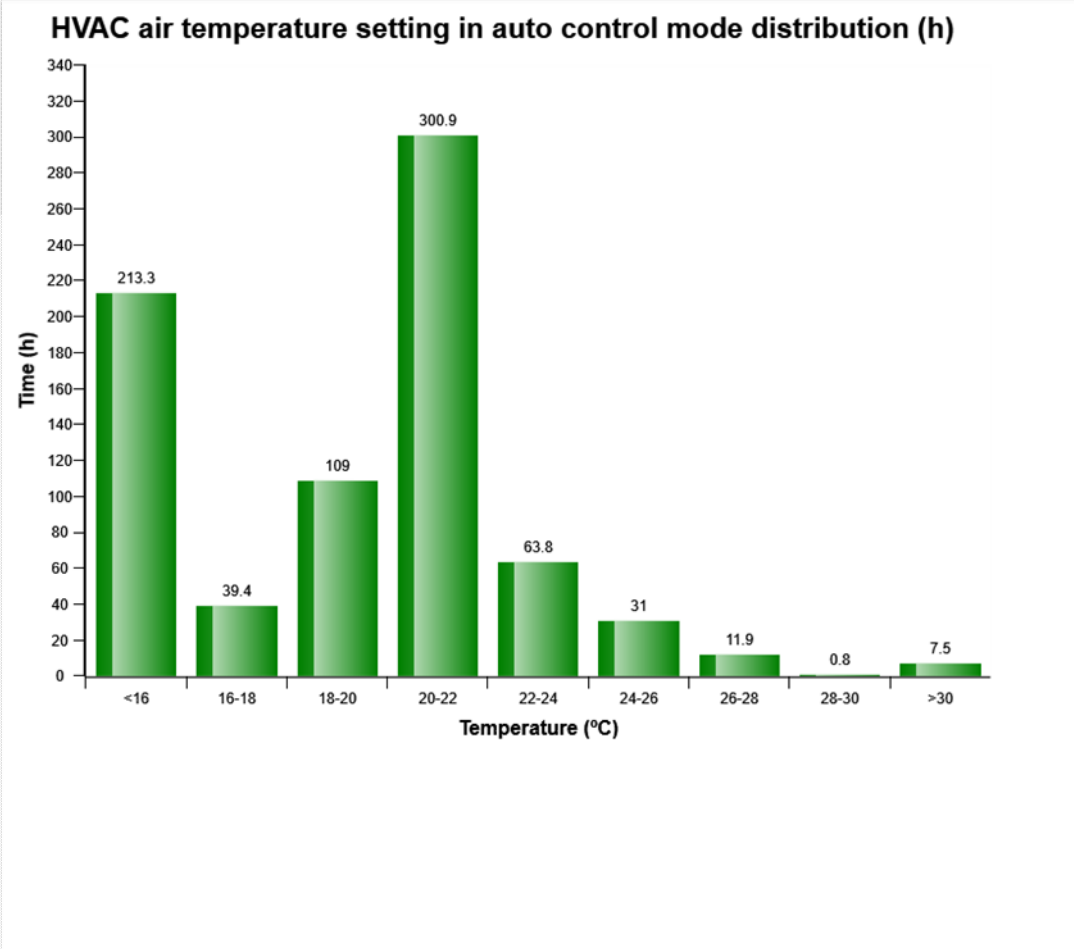
HVAC air temperature setting in auto control mode distribution (h)
Time (h)
340
320
300
280
260
240
220
200
180
160
140
120
100
80
60
40
20
0
213.3
39.4
109
300.9
63.8
31
11.9
0.8
7.5
<16
16-18
18-20
20-22
22-24
24-26
26-28
28-30
>30
Temperature (°C)

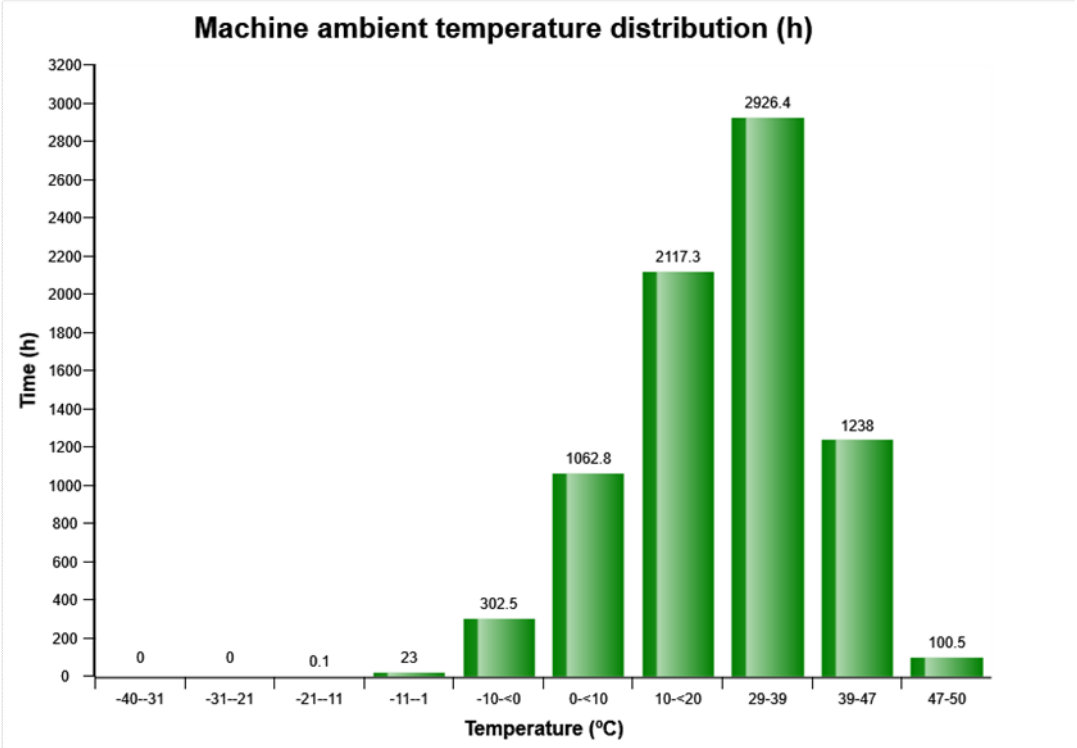
Machine ambient temperature distribution (h)
Time (h)
3200
3000
2800
2600
2400
2200
2000
1800
1600
1400
1200
1000
800
600
400
200
0
0
0
0.1
23
302.5
1062.8
2117.3
2926.4
1238
100.5
-40--31
-31--21
-21--11
-11--1
-10-<0
0-<10
10-<20
29-39
39-47
47-50
Temperature (ºC)

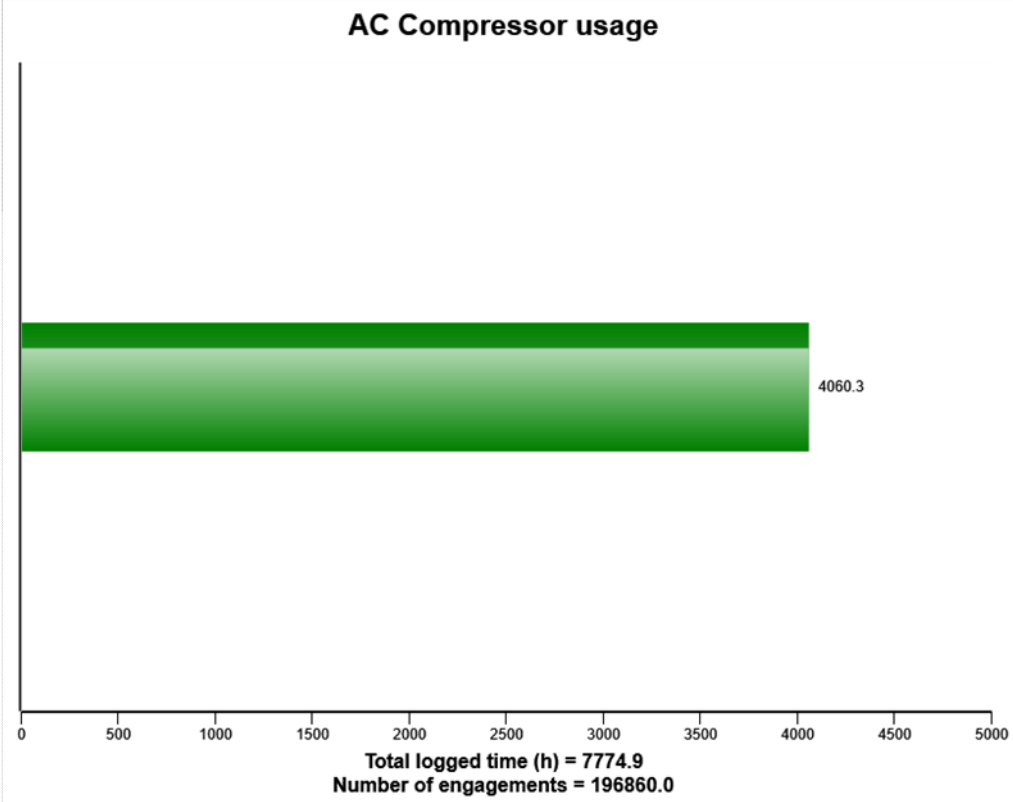
AC Compressor usage
4060.3
0
500
1000
1500
2000
2500
3000
3500
4000
4500
5000
Total logged time (h) = 7774.9
Number of engagements = 196860.0

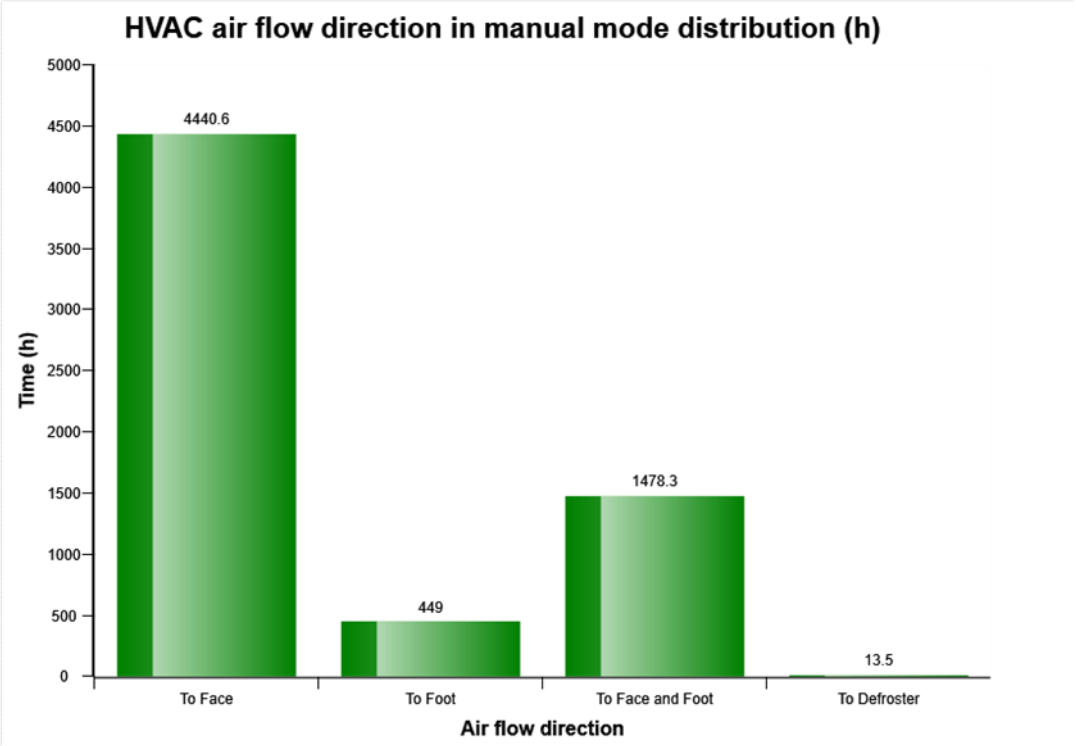
HVAC air flow direction in manual mode distribution (h)
Time (h)
5000
4500
4000
3500
3000
2500
2000
1500
1000
500
0
4440.6
449
1478.3
13.5
To Face
To Foot
To Face and Foot
To Defroster
Air flow direction

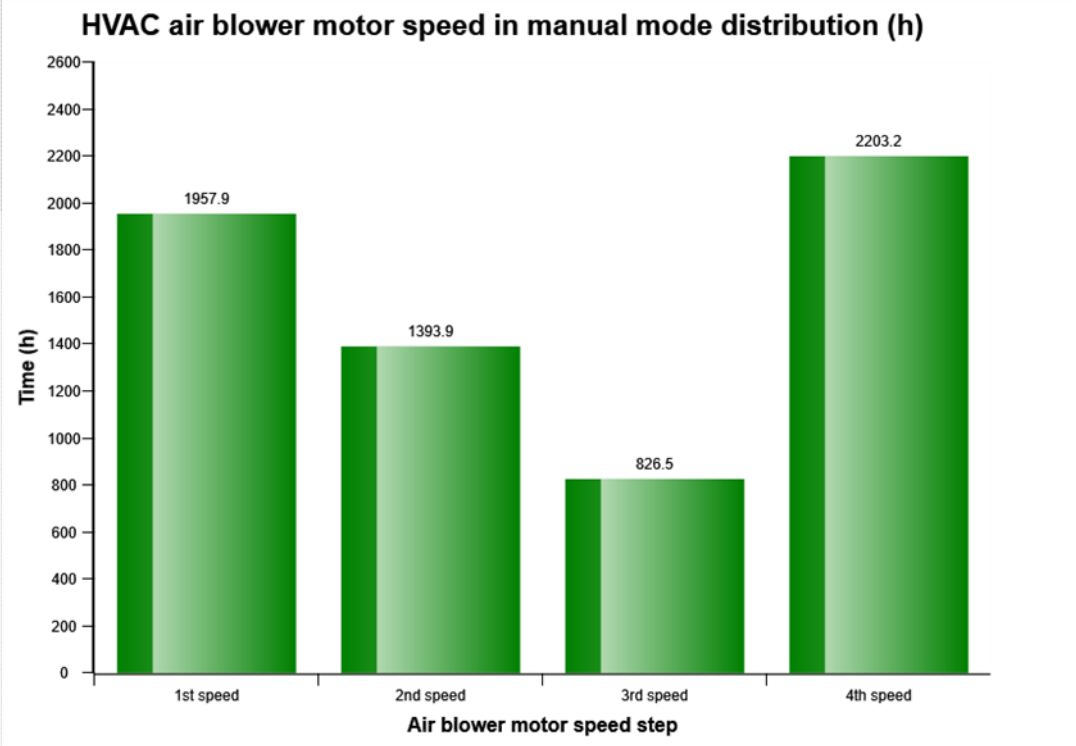
HVAC air blower motor speed in manual mode distribution (h)
Time (h)
2600
2400
2200
2000
1800
1600
1400
1200
1000
800
600
400
200
0
1957.9
1393.9
826.5
2203.2
1st speed
2nd speed
3rd speed
4th speed
Air blower motor speed step

Machine model	SerialNo	Operating Hours	Reading Date
EC380D	210337	6611.2	11/8/2017

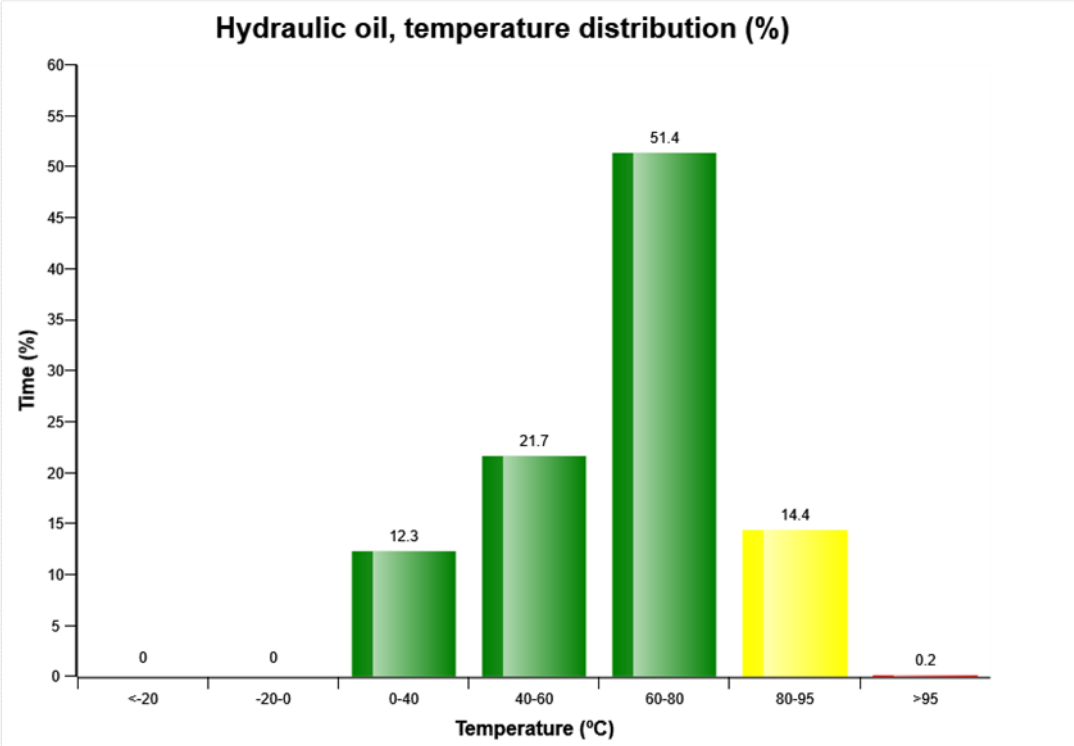

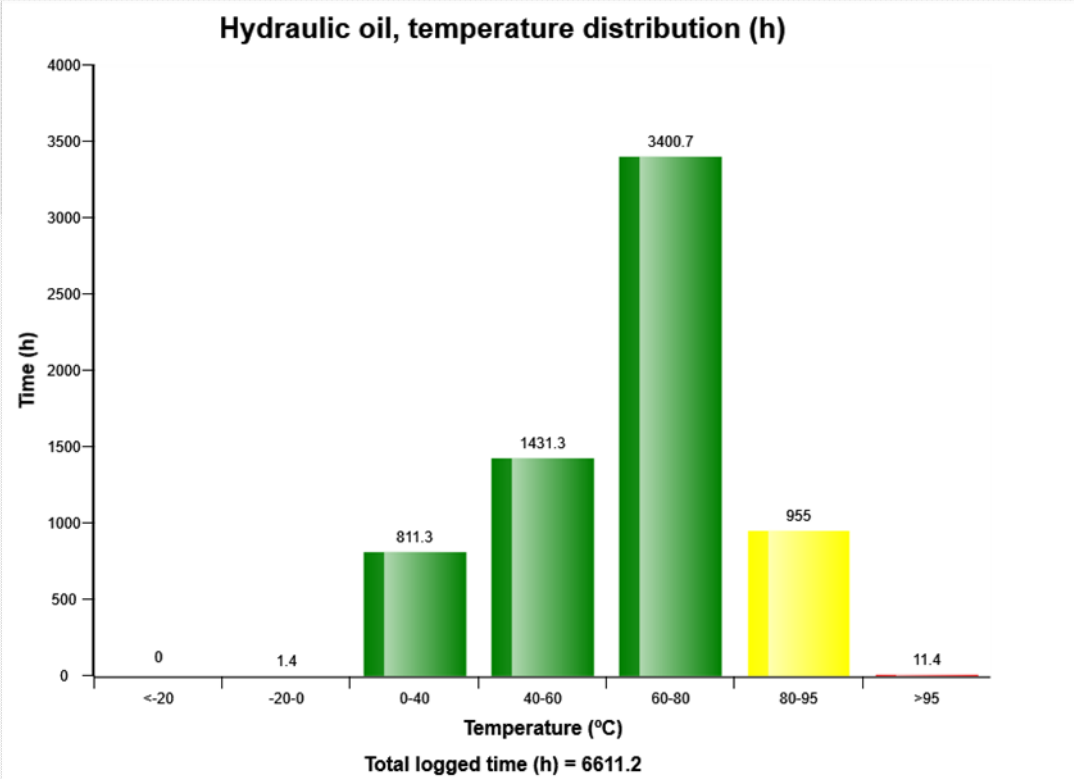

Total logged time (h) = 6611.2

Hydraulic hammer/shear, operating distribution on mode(%)

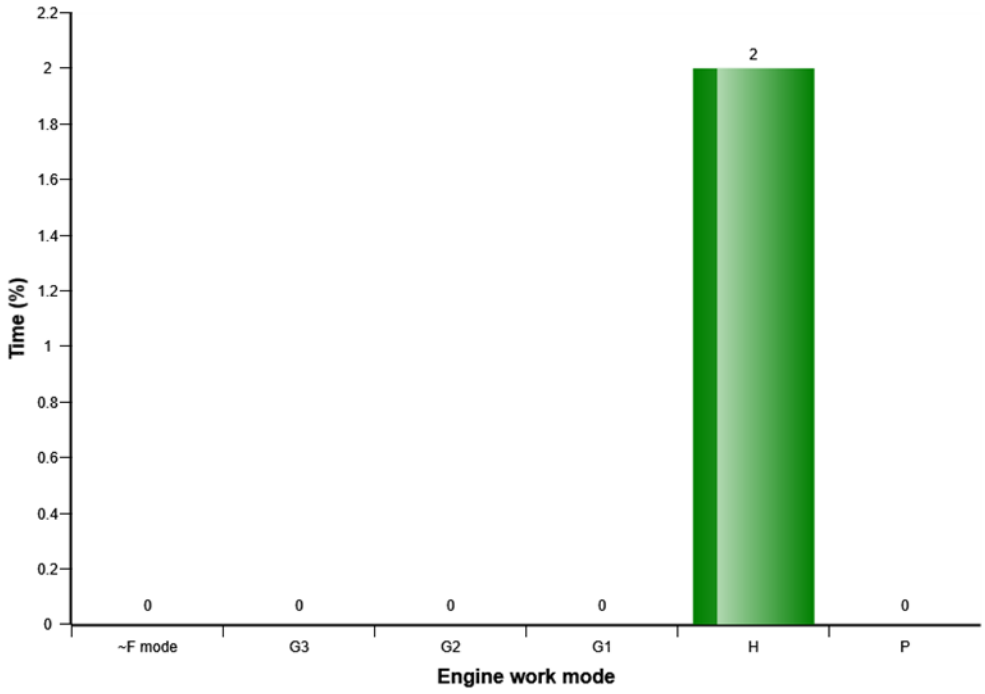

Hydraulic Power boosted working operation distribution (%)

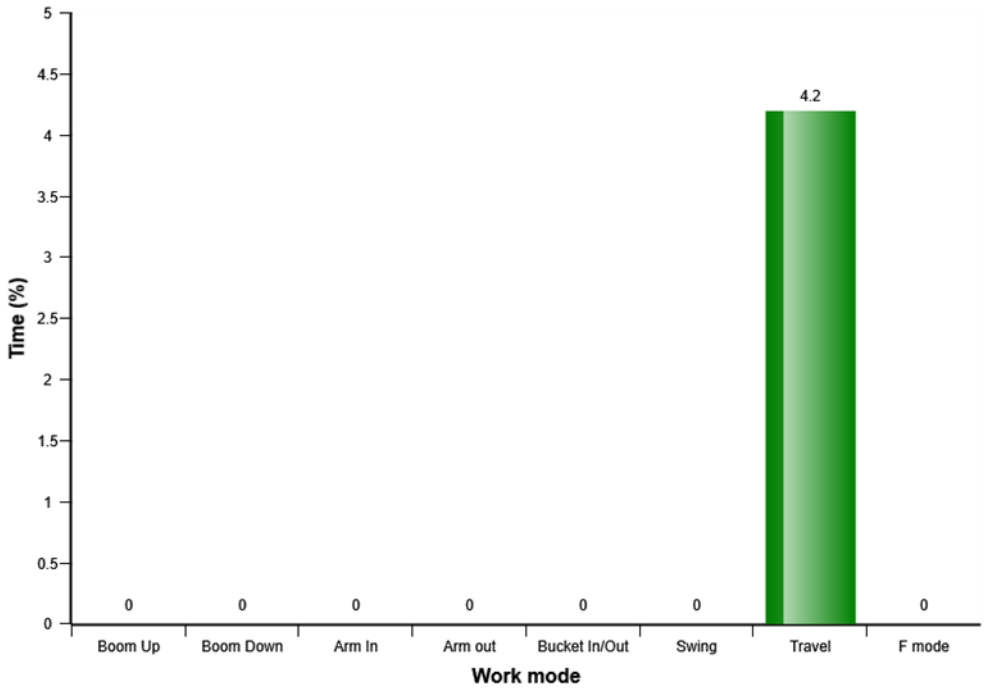

Boost and solenoid ON (h) = 3.8
Boost solenoid ON, F mode (h) = 40.2

Travel speed, high/low (%)

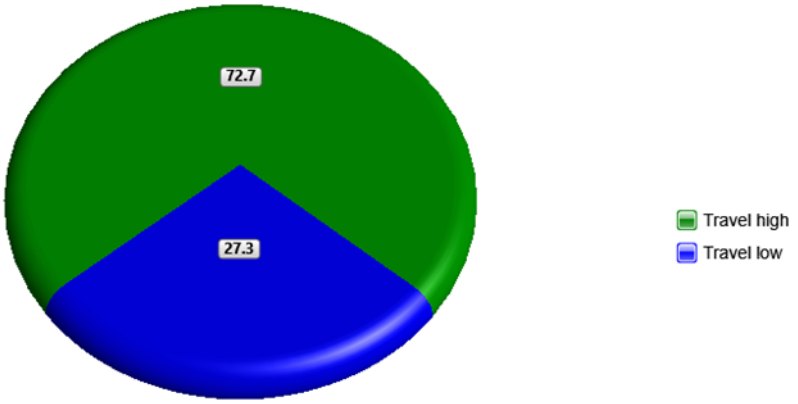

Pump power control on Engine speed mode distribution (h)

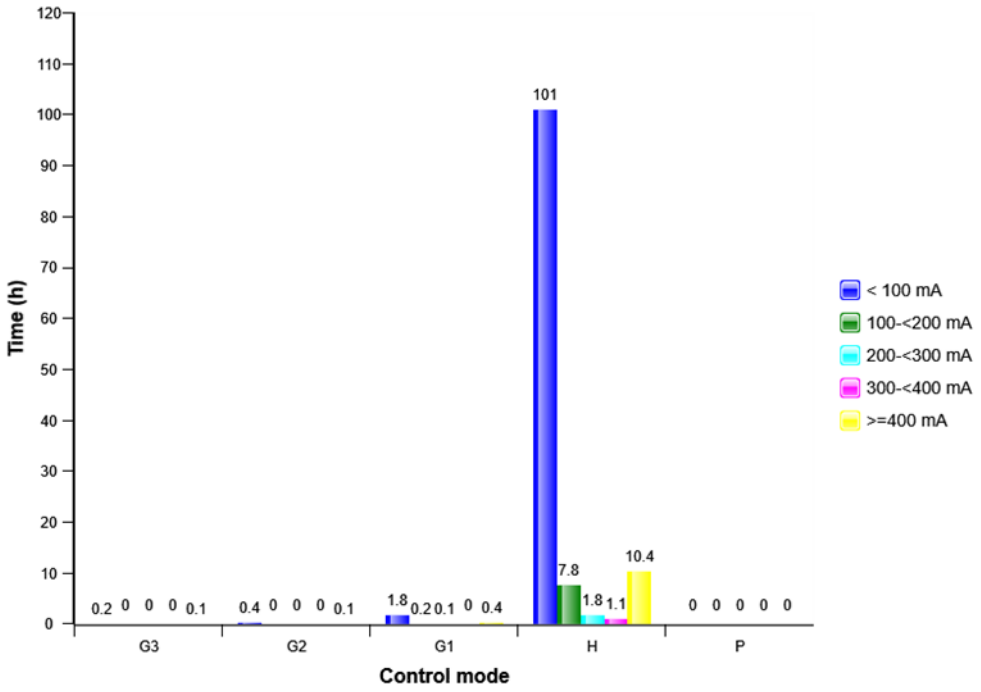

Total pump power control (h) = 4707.5

Rotator operation on engine speed mode distribution (h)

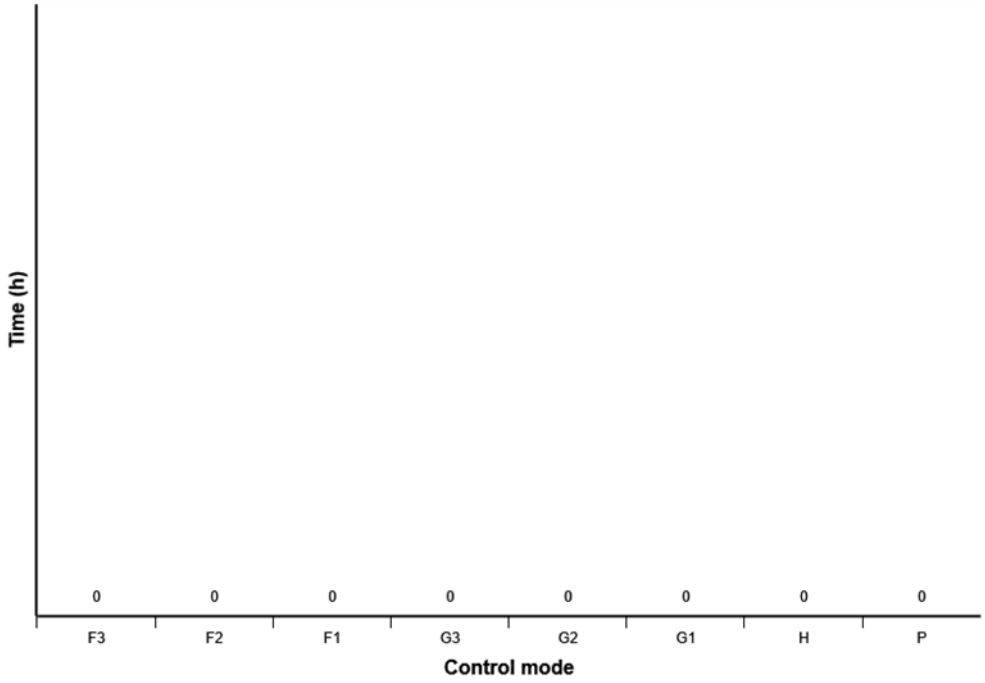

X1 hydraulic oil flow control distribution

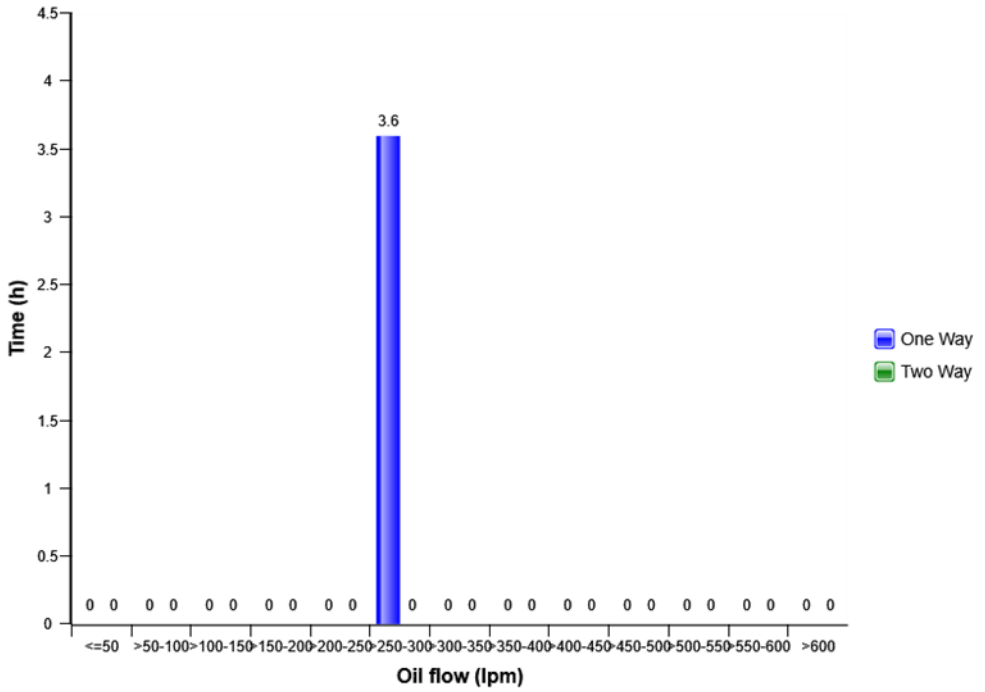

One way flow (h) = 3.6
Two way flow (h) = 0.0

This document was created with Win2PDF available at http://www.win2pdf.com.
The unregistered version of Win2PDF is for evaluation or non-commercial use only.
This page will not be added after purchasing Win2PDF.